



TESTING KITS FOR EXPLOSIVES

# Perchlorate Test Kits

SW-0060



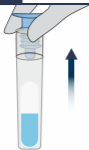
**Read Before Use**

As a precaution, gloves and eye protection should be worn when handling substances and using test units. Do not puncture any part of unit. Do not remove probe after breaking the ampule. In event of a spill, rinse affected area thoroughly with water. Keep out of reach of children. Store the tubes in a dark place, not exposed to light. All results are presumptive.

Test Preparation

1

Remove the SWIPPER™ Cap from the test unit.



Ensure that the test tube remains upright in order to avoid the ampule falling out of the tube.

2

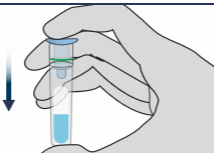
Sample the suspected substance with the SWIPPER™ Cap.



Test Preparation

3

Return the SWIPPER™ Cap to the test tube. Press firmly.



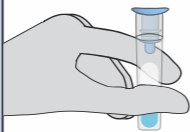
**STOP**

Do not continue unless the SWIPPER™ Cap and the green O-Ring are properly secured.

Identification

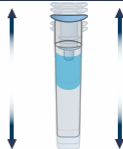
4

With **thumb and forefinger**, squeeze the test tube until the ampule breaks.



5

Gently shake test up and down to ensure that the liquid touches the Cap.



Results



The appearance of violet color particles indicates the presence of a **Perchlorate Salt**.



If no violet color develops, a Perchlorate Salt is **not** present.



**Disposal**

The test kit is safe to dispose of in the trash.

01-19



Manufactured by IDenta Ltd \* Made in Israel  
www.identa-corp.com \* Patented Technology

LOT:

EXP: