



TESTING KITS FOR EXPLOSIVES

Nitromethane Test Kits

SW-0086



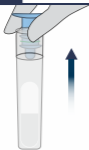
Read Before Use

As a precaution, gloves and eye protection should be worn when handling substances and using test units. Do not puncture any part of unit. Do not remove probe after breaking the ampule. In event of a spill, rinse affected area thoroughly with water. Keep out of reach of children. Store the tubes in a dark place, not exposed to light. All results are presumptive.

Test Preparation

1

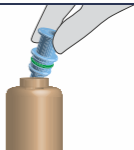
Remove the SWIPPER™ Cap from the test unit.



Ensure that the test tube remains upright in order to avoid the ampule falling out of the tube.

2

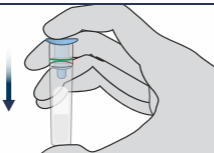
Insert the paper on the SWIPPER™ Cap into the liquid.



Test Preparation

3

Return the SWIPPER™ Cap to the test tube. Press firmly.



STOP

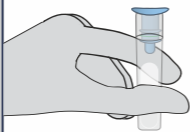
Do not continue unless the SWIPPER™ Cap and the green O-Ring are properly secured.

CAUTION:
The kit contains an acid. Make sure to follow all the safety procedures.

Identification

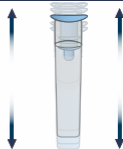
4

With **thumb and forefinger**, squeeze the test tube until the ampule breaks.



5

Gently shake test up and down to ensure that the liquid touches the Cap.



Results



The appearance of a pink to blue color indicates the presence of **Nitromethane**.



If no pink to blue color develops, Nitromethane is **not** present.



Disposal

The test kit is safe to dispose of in the trash.

01-19



World Leader in Forensic Products

Manufactured by IDenta Ltd * Made in Israel
www.identa-corp.com * Patented Technology

LOT:

EXP: